



The Ann Arbor Bonsai Society meets on the fourth Wednesday of the month at the U-M-Matthaei Botanical Gardens, 1800 N. Dixboro Road, Ann Arbor. Please join us at 6:30 PM to meet friends and members. Program starts at 7:00 PM.

<http://www.annarborbonsaisociety.org>
AABonsaiSociety@gmail.com

August 2019
Volume 16 Issue 6

NEXT CLUB MEETING:

August 28th, 2019

Guest Speaker – Jerry Meislik

Jerry Meislik is a long-time AABS member now living in Montana. He is a recognized expert on using Ficus as bonsai, and has written, lectured, and taught extensively on the subject. His latest book is The World of Ficus Bonsai. Jerry will present "What I Have Learned in 40+ Years Doing Bonsai."

On Thursday, August 29th, Jerry will be hosting a workshop using Ficus Burtt-davyi, an excellent bonsai material that is not commonly available. The cost is \$80, and includes the tree, soil, wire and a plastic training pot. The workshop is limited to 7 participants.

The workshop will be held in the Head House (workroom near the loading area/garage door) from 5:30 – 9:00. Openings still remain, please contact Jay Sinclair, sinclair.jay@sbcglobal.net

Jerry's website is <https://www.bonsaihunk.us/>

Annual Bonsai show – August 24th - 25th

Get those trees ready!

Also, there are still a variety of volunteer positions open. If you have the time please consider signing up for one of them to help make our show a success and run smoothly for everyone.

Contact Kurt Smith at flowerdude27@hotmail.com or Paul Kulesa at kulesap@gmail.com to volunteer.

IN THIS ISSUE:

August Meeting information	pg. 1
President's Perspective	pg. 1
July Meeting Review	pg. 1
Up for Debate	pg. 2
The World of Ficus Bonsai by Jerry Meislik	pg. 3
Club Information	pg. 5

PRESIDENT'S PERSPECTIVE:

Ron Milostan

August 2019

ON VACATION

Everyone needs a break sometime. So, it's time for ours, Tam and I are in Canada. We are at a fancy fishing lodge. Of course, we will be seeing and studying all the wonderful trees that would make great bonsai. Unfortunately, all trees in Canada need to stay in Canada. See ya all at the August Show and next meeting.

July Meeting Review

Chris Kehrig

July 24th, 2019

It's that time of year with the show coming up August 24th and 25th. There will be 2 demos on Saturday and one on Sunday. There are still volunteer positions needed especially for the entry desk.

The following month, September 15th, will be the Hidden Lakes Garden show. Jack is looking for anyone who wants to bring trees for display or sale to contact him.

The evening with Michael Hagedorn was educational and entertaining! He had the chance to review and provide feedback on many of the members' trees.

First up was a very tall and sideways collected Ponderosa Pine. His first thought was it could be a literati style. Back budding can be promoted by removing some of the needles in the fall. Michael also thought the tree had cascade possibilities, but since it was a skinny trunked tree, that idea didn't take.

The second tree was a Kishu Juniper that came from California last year. Being a semi cascade, Ray was asking if the cascade should be removed. Michael thought the tree may look too simple without it. Shari could be promoted on trunk and roots. Also, cut growth (not pinch) and clean out yellow insides to allow sun to penetrate the insides.

Next up was an old, large, twin trunk Japanese Maple with deadwood which really shown it's age. Wood hardener should go on the deadwood to eliminate rot. Defoliation can be done mid summer, but can be risky as many are single flush trees. Partial defoliation promotes light getting in.

Another tree, a Scot's Pine, had a hard time to find front, hence the round pot. Michael looked at the trunk to help in finding the front. The upper roots should be cut off in the spring and could create shari out of the dead feature.

A Rocky Mountain Juniper could be a cascade due to the thick trunk. Juniper should have ends left as gin.

The tallest tree of the night was a Redwood. Michael pointed out how the taper went away on top third of the tree making it a good trim area candidate. The apex could end as a jin or kept softer with a partial jin. The branches should be shortened and all lowered. The crown should be rounded and not come to a point.

It was a fast evening with some trees still left. Suggestion was brought up by Kurt that we may want to consider starting at 6. Food for thought as we may get more time with the guest speakers.

Up for Debate *Aaron J. Binns*

Loving them to Death

I'm a parent. I have been a parent for fifteen years now and it doesn't seem to get any easier as my children grow up. I recognized early on that I needed to prepare them for life if they are to have success and be happy. This means that as much as I love them they must become more independent as they grow up. When it's time to send them off to college, they will struggle if I have done everything for them and have not given them enough room to make their own choices. Therein lies the rub. They may not understand this now but I'm tough on them and that's hard on me. I would much rather make life smooth and never watch them struggle but doing that would only make me feel better. It would hurt them in the long run. I have learned that when mom and dad said this hurts me more than it hurts you... they weren't lying.

I'm learning the same lesson with my trees. I love them too. My wife and kids would say I love them more... not true. I just like spending time with them because they don't argue or use sarcasm or ask me to do a home improvement project. Trees are cool like that. There are a few variety that I have had some trouble with. Bougainvillea is one of them. The trees seem to do well in my care through the summer but I have lost at least two during the winter when they come into my home. The kicker is this species, I'm told, is "easy". Hmm. I have trouble with trees that are easy because I love them to death. Literally to death on at least a couple of occasions. The first thing you should do when you get a new tree is try to learn a bit about its horticultural requirements. I fail to study each species under my care sufficiently, which is an error I'm currently taking steps to correct. If I had spent more time learning about the trees I would have realized that bougainvillea don't like to be overwatered. People have told me that they like to be dry in the winter but I didn't get it. The bougainvillea is native to the tropics, specifically coastal Brazil. They like well-drained soil and are very salt tolerant. Fertilizers are salts by the way. Not table salt, do not eat fertilizer please... but they fit the chemist's definition of a salt. This means that the trees can handle and in fact like more fertilizer than most. They are also very much a tropical plant. Here is the kicker, not only are they drought tolerant but they love lots of light so when you bring them into your home they slow way down and in some cases drop their leaves and go dormant. What does a dormant tree need less of...


that's right water... and everything else. I have had difficulty keeping bougainvillea because I'm "loving" them to death during the winter months. I'm simply watering too much.

This finally sunk in last month when I took a trip to Mexico for business. I wasn't exactly in a tourist location. It was the desert, over a hundred degrees each day, and the folks living there weren't exactly wealthy. Along the road in several spots I saw people growing bougainvillea. Along with cactus and other succulents there were the distinct flower of this plant. I'm positive those folks weren't watering even close to once a day. I get it now, don't overwater.

One more tip on growing bougainvillea. The roots are delicate. When you repot the tree you will do damage so it is best to select a tree that is well established or to allow the roots to develop over a year or two in the training pot you purchase it in. Don't repot until you notice that the roots have filled the container enough that the water takes time moving through the pot.

Club members may be interested in this new book now available by Jerry Meislik. Here is Jerry's intro.

At long last it is here. **The World of Ficus Bonsai by Jerry Meislik**. I have been learning more and more about Ficus and how incredible they are for bonsai and for growing in your home. I have expanded and added new material to create an enlarged and updated book on using Ficus for bonsai. The book is 324 pages full of great information and full of pictures. It is available as a e-book or as a soft or hard cover book.



You can purchase it on:

Amazon - https://www.amazon.com/World-Ficus-Bonsai-Jerry-Meislik/dp/152553288X/ref=sr_1_1?keywords=The+World+of+Ficus+bonsai&qid=1555519664&s=gateway&sr=8-1

Apple - <https://books.apple.com/us/book/the-world-of-ficus-bonsai/id1460062986>

Friesens - <https://books.friesenpress.com/store/title/119734000056702445/Jerry-Meislik-The-World-of-Ficus-Bonsai>

Barnes and Noble
https://www.barnesandnoble.com/w/the-world-of-ficus-bonsai-jerry-meislik/1131044166?ean=9781525532887&st=PLA&sid=BNB ADL+Core+Good+Books++Desktop+Low&sourceId=PLAGoNA&dpid=tdtve346c&2sid=Google_c&gclid=EAlaIqobChMI7NSnxaXn4QIVFtNkCh2a5woFEAQYASABEgLd8PD

John May has some items for sale. Photos below.

Six concrete stands 21" high with 16" square surfaces - 50.00 each

LARGE mica training pot 100.00

Dwarf kingsville boxwood - 400.00

Contact John Many at johnemany@comcast.net or text/call 469-352-4214



Ads in the Newsletter: All members can offer for sale any bonsai and bonsai related materials in the newsletter or at the monthly meeting with no sales fee. AABS Society Members' ads are free to publish in the Newsletter. Deadline for submissions to the Newsletter is the 5th of the month.

Prizes for the Raffle: We are soliciting donations suitable for prizes to be raffled during each general meeting, and, for the Annual Bonsai Show Raffle. If you have a tree, bonsai pot, tool or anything else bonsai related, that you do not use anymore and is still in good condition, consider donating it to the Society. Please see Bill Struhar at any meeting, email Bill at wm.struhar@mail.com or call (586) 468-7169.

Club Logo Now Available: we will embroider the club logo on your garment for \$12 (plus modest additional charge for lined garments).

The logo comes in two forms; light green tree on dark green background, or dark green tree on light green background, with a border on both combinations and AABS lettering and Chinese characters with appropriate contrasting color depending upon the garment color.

Bring your garment in a clear plastic bag to a meeting, select your colors, pre-pay Bill Struhar, and your garment will be ready one or two meetings later. (The vendor may require a minimum of five garments per order)

2019 EXECUTIVE BOARD

President **Ron Milostan**
VP/Program Planner **Jay Sinclair**
Treasurer **Tam Milostan**
Recording Secretary **Chris Kehrig**
Corresponding Secretary **Bob Bauer**
Newsletter **Don Wenzel**
Publicity Chairperson **Mark Hanner**
Show Chairperson **Kurt Smith**
Director **Peggy Kubitz**
Director **Aaron Binns**
Director **Carmen Leskoviansky**

AABS AD-HOC COMMITTEES

The AABS President is an ex-officio member of all committees with the exception of the Nomination Committee.

Fund Raising: William Struhar

Web Administration: Bob Bauer

Nomination Committee:

Show Committee: Ron Milostan and Paul Kulesa

Annual Auction: Paul Kulesa

Membership dues are \$25. Please pay by check, written to Ann Arbor Bonsai Society or bring your credit card to the meeting and pay! AABS now accepts credit cards for membership fees and other AABS activities. Please talk with the Treasurer at the next meeting.

Tamara Milostan – Treasurer AABS
4228 Highcrest Dr.
Brighton, Michigan 48116

AABonsaiSociety@gmail.com

The Ann Arbor Bonsai Society is affiliated with the American Bonsai Society: <http://absbonsai.org> and the Mid-American Bonsai Alliance: <http://mababonsai.org>



Ann Arbor Bonsai Society
 1800 North Dixboro Road, Ann Arbor, MI 48105-9741


Visit us on the Web:

<http://www.annarborbonsaisociety.org>

Support Local Bonsai Vendors

Hours: Wed., Thurs. & Fri.: 11:00 am to 6:00 pm Sat., 1:30pm to 5:00pm
 CLOSED: Sunday, Monday & Tuesday

Please Call First




Bonsai House
 Bonsai Plant & Gift

(734) 421-3434

8653 Inkster Road - Westland, Michigan 48185
 On Inkster Between Joy Road & Ann Arbor Trail

Call for Appointments,
 Show Schedules, and
 Appraisals, Special Orders



Tree & Collection
 Maintenance, Other
 Services Available

Ken's World of Bonsai
"If you want it, I can find it!"

Trees, Pots, & Accessories From Around The World
 Buy • Sell • Trade

Demos & Workshops
 Available at Your Club,
 Home, Office, Party, Etc.
 E-mail: KensBonsaiWorld@aol.com

Ken Huth - 330-896-9800
 P.O. Box 51
 Green, OH 44232
 Over For More info.

*** Full Service Florist ***
Flowers for every occasion

Kurtis & Lita Smith

Specializing in

Bonsai Trees
 Water Gardens
 Handmade Silk Trees

8930 South Custer
 Monroe, MI 48161

(734) 269-2660

www.dundeeflowers.com

Bonsai at

**Telly's
 Greenhouse**

Experience the Telly's Difference

3301 John R.
 Troy, MI 48063-5656
 Phone: (248) 699-3755
 Fax: (248) 699-8730

**Bonsai Trees
 Pre-Bonsai
 Pottery
 Tools
 Soil
 Wire
 Instructional
 Classes
 & Much More!**

Show club I.D. for 10% Discount